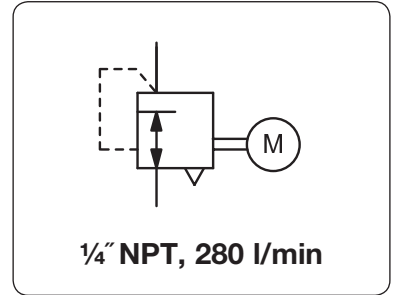


Description	Motorised air pressure regulator designed for precise pneumatic control using an electrical signal from a remote location. A slip clutch prevents from motor damages at overload or end position limitations.
Media	dry, oil-free and 5 µm filtered compressed air or non-corrosive
Operation	With no electrical power the regulator maintains a precise setpoint despite variable supply pressure and flow rates. When power is applied to the motor the pressure outlet changes.
Power consumption	6 W for 6 rpm motor as standard, 4 W for 2 rpm motor
Control signal	230 V AC, optionally 24 V DC, 24 V AC or 115 V AC
Electrical connector	4 single wires, optionally plug according to DIN 43650A, contact gap 18 mm, 3-pin with coupling socket
Accuracy	at varying supply pressures: < 1 mbar pressure deviation
Air consumption	max. 2.3 l/min, subject to outlet pressure, < 1% of volume flow
Relieving function	relieving
Relief capacity	140 l/min at 1.5 bar outlet and 0.35 bar overpressure above setpoint, any, preferably upright
Gauge port	1/4" NPT on both sides of the body
Material	Body: zinc die-cast Inner valve: stainless steel and brass
	Mounting position optionally 280 l/min
	Temperature range -18 °C to 60 °C / 0 °F to 140 °F
	Elastomer: NBR/Buna-N
	Mounting bracket: black-coated steel



Dimensions			Power	Flow	Switching	Connection	Pressure	Order
A	B	C	consumption	rate	time	thread	range	number
mm	mm	mm	W	l/min*1	s	NPT	bar	

Motorised pressure regulator								P180
								P, max. 10 bar, relieving, with constant bleed, control signal 230 V AC, 6 rpm
62	195	14	6	280	40	1/4" NPT	0.14...1.8	P180-02A
					30		0.14...4.0	P180-02B
					50		0.14...8.0	P180-02C

Special options, add the appropriate letter

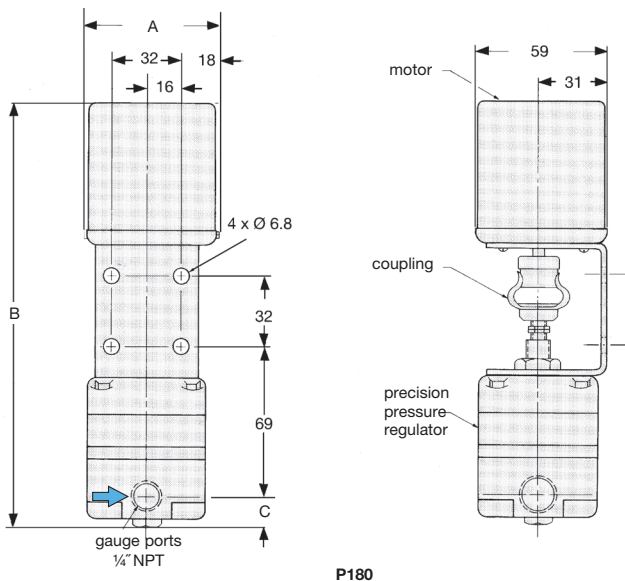
24 V DC	control signal	P180-02 .V
24 V AC	control signal	P180-02 .U
115 V AC	control signal	P180-02 .W
switching time	three times greater than standard	not for 24 V P180-02 .T
higher exhaust	two times greater than standard	P180-02 .H
DIN connector	connection with DIN plug 30x30 mm	P180-02 .D



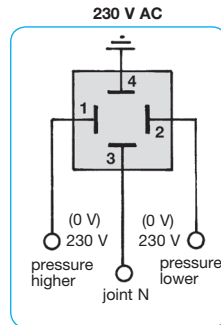
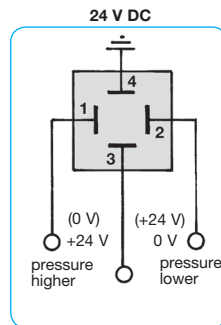
P180

Accessories, enclosed

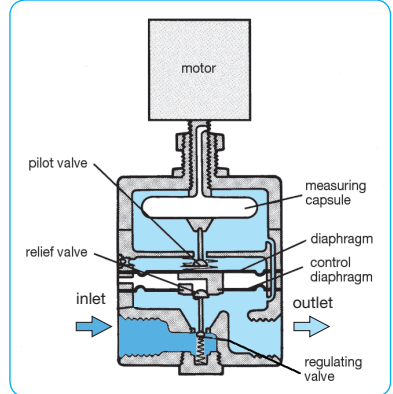
pressure gauge	Ø 50 mm, 0...*2 bar, G1/4, connection parts necessary	MA5002-..*2
gauge connection parts	adapter 1/4" NPT to R1/4f	VP-0202N



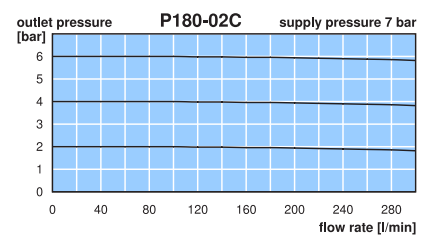
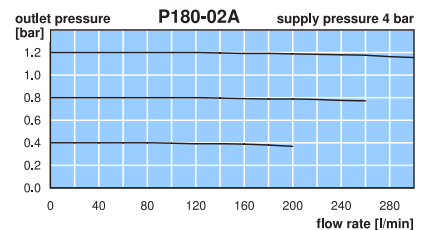
P180



connection diagram for option D with DIN plug



cross section



*1 at 7 bar supply pressure and 6 bar outlet pressure
*2 02 = 0...2.5 bar, 06 = 0...6 bar, 10 = 0...10 bar